



HOMELESSNESS: POLICY & PRACTICE

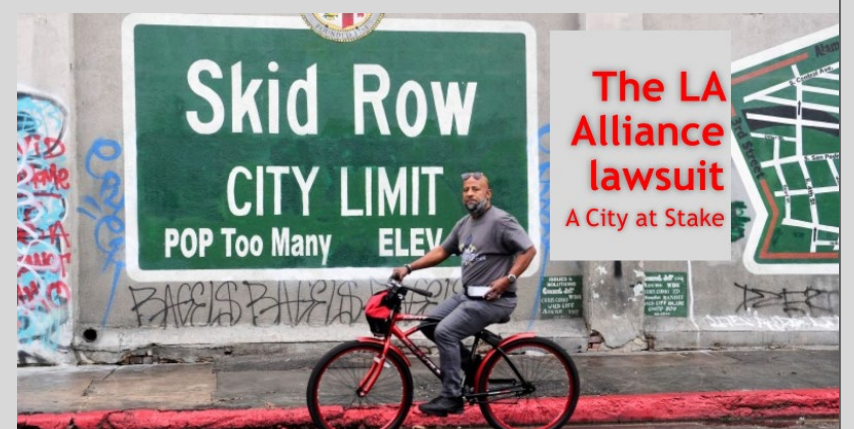
Paul Webster

Hope Street Coalition

www.hopestreetcoalition.org

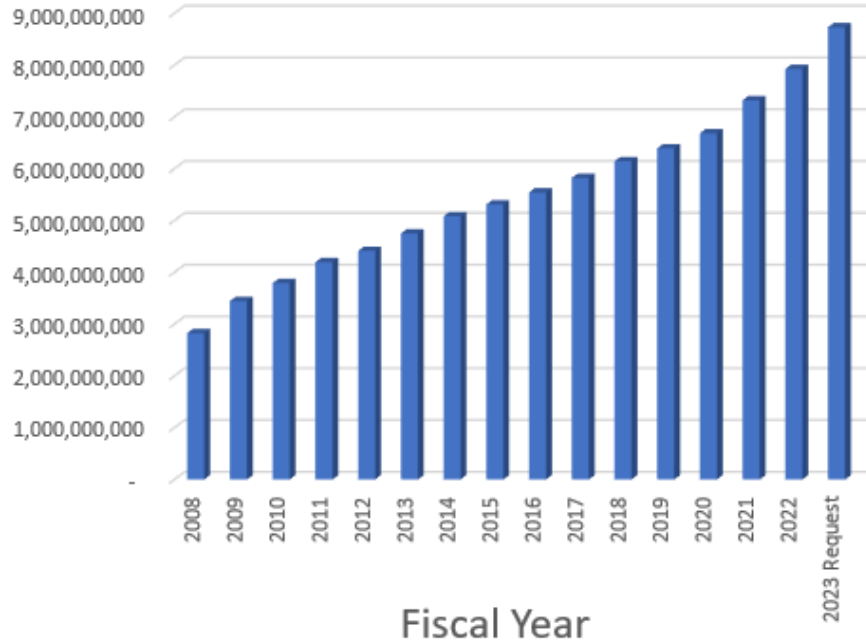
Lessons from Los Angeles

- LA has the most unsheltered people in the nation > 50,000
- \$2.5 billion per year from public sources to address homelessness.
- Committed to PSH at the expense of all other alternatives
- Systemic problems:
 - Chronic underspending,
 - Lack of reliable data to guide decision making, and
 - Organizational problems (right hand doesn't know what the left hand is doing.)
- Non-profits and special interests exert considerable force and use *Martin v Boise* to limit municipal action



Homelessness Policy In Three Graphs

Graph 4: Federal Spending



Graph 1: National HUD Data (Adults)

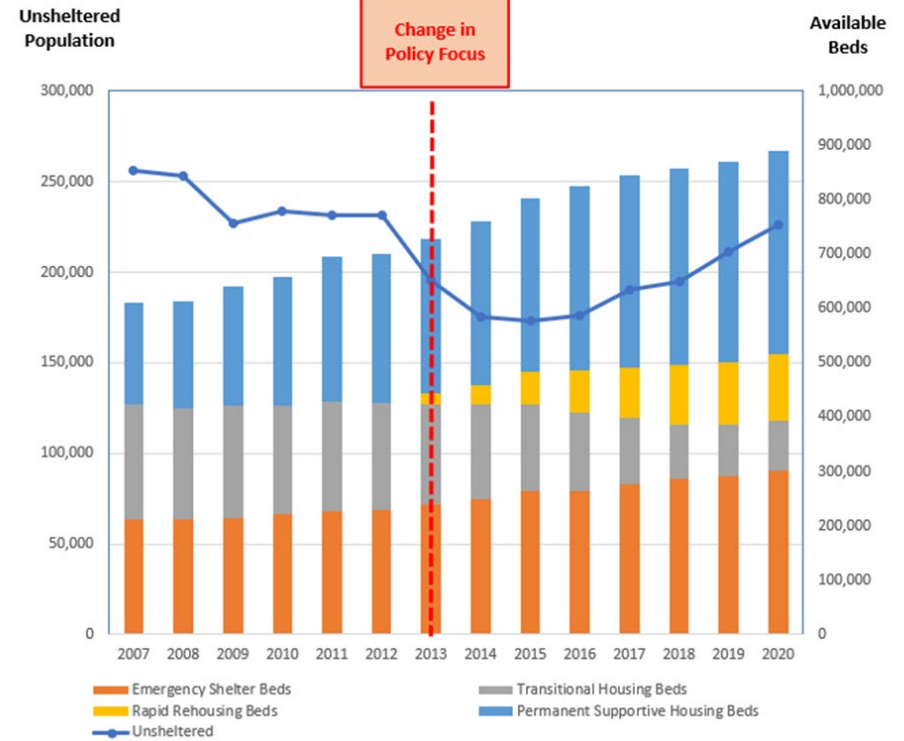
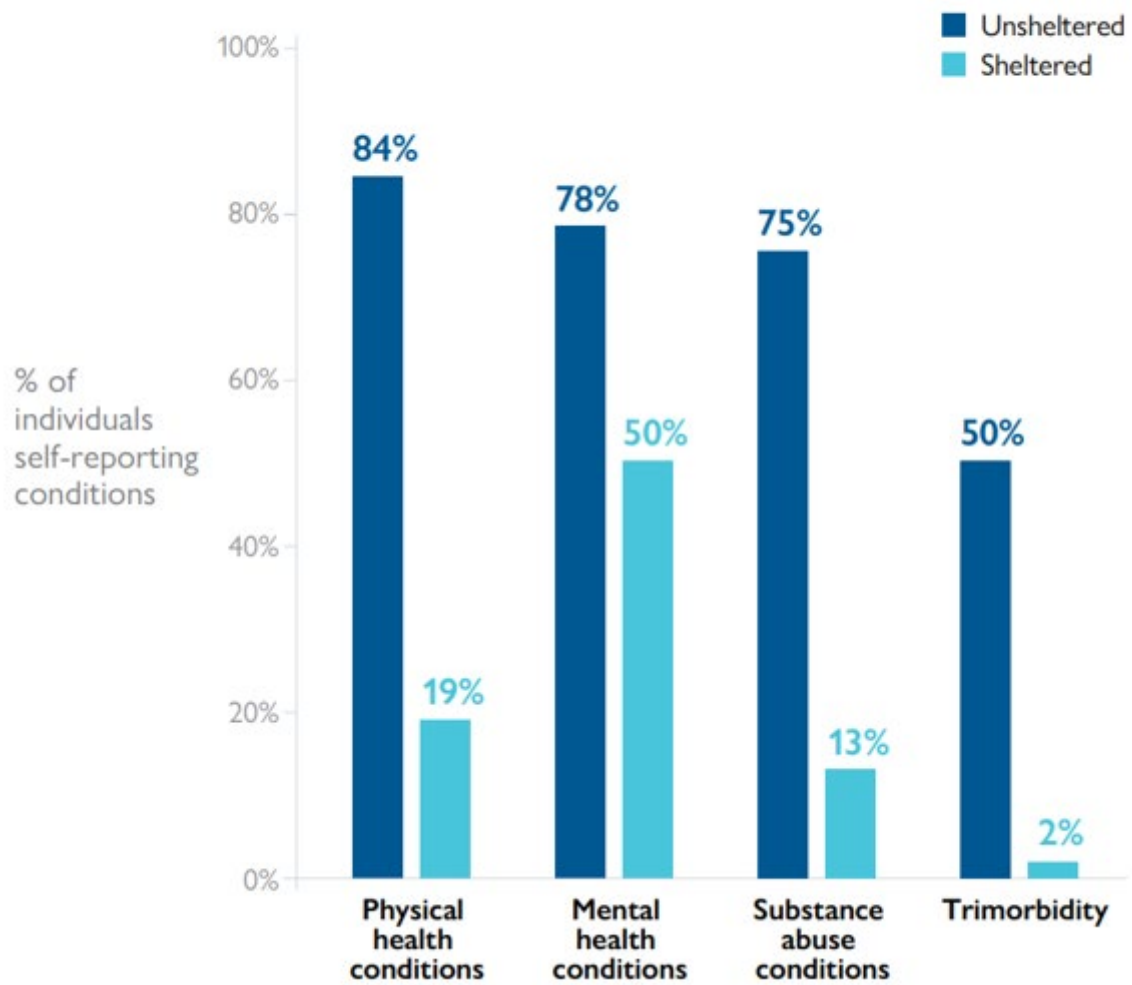


FIGURE 4. Physical health, mental health, substance abuse, and trimorbidity by shelter status¹¹





Prohibiting service requirements & treatment leads to fewer improved lives and incentivizes dependency.

Harm reduction and drug normalization disincentivizes recovery.

Adopting a “civil-rights” stance on idleness, mental illness and addiction leads to soft on crime policies and disorder.

These consequences will lead to a growing and more acute homeless population of which municipalities are often limited to effectively address.

Kansas CoC Award and PIT Population Data

Kansas												
Year	CoC Award	% Inc	PIT Count	% Incr	Per Capit	Chronic	% Inc	MI	% Inc	SUD	% Incr	
2015	\$8,869,983		2,588		\$3,427.35	379		541		489		
2016	\$7,532,204	-15%	2,255	-13%	\$3,340.22	362	-4%	540	0%	514	5%	
2017	\$7,835,720	4%	2,098	-7%	\$3,734.85	296	-18%	555	3%	449	-13%	
2018	\$7,877,964	1%	2,067	-1%	\$3,811.30	275	-7%	515	-7%	435	-3%	
2019	\$7,768,816	-1%	2,279	10%	\$3,408.87	344	25%	573	11%	494	14%	
2020	\$8,089,516	4%	2,209	-3%	\$3,662.07	339	-1%	661	15%	561	14%	
2021	\$8,250,416	2%	1,653	-25%	\$4,991.18	COVID		COVID		COVID		
2022	\$8,699,549	5%	2,196	33%	\$3,961.54	445		432		417		
Total	\$64,924,168	-2%		-15%			17%		-20%		-15%	

Recommendations

1

Treat the Untreated

Housing efforts must be paired with treatment. Make it easy to get treatment and hard to stay addicted or untreated with a mental illness.

2

Collect Better Data

Tie state funds to performance measures and outcomes. Understand the true costs of encampments. Hold providers accountable for not meeting outcomes.

3

Advocate for Change

Congress has created a policy that doesn't work and is costing money and lives. Demand that the policy be changed to meet the needs and values of Kansas.