



Homelessness in Johnson County

2023 PIT Snapshot

ON JANUARY 25TH

235

people in Johnson County were experiencing homelessness

TRANSITIONAL



28%

UNSHELTERED



21%

SHELTER



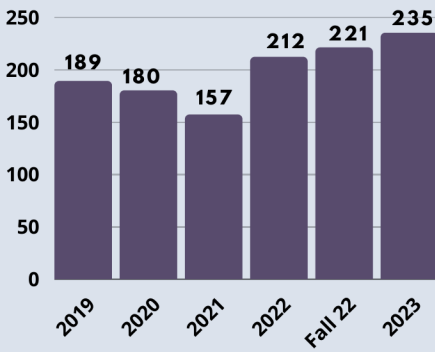
51%

**percent of those counted on January 25th

WHAT IS PIT?

Point in Time (PIT) count is a snapshot on a **single night** in the last ten days of January of everyone in the county who is experiencing homelessness.

Johnson County PIT counts for the last 5 years



EMPLOYMENT



39%

OF ADULTS COUNTED WERE CURRENTLY EMPLOYED

INCOME



55%

OF ADULTS COUNTED HAD INCOME (I.E. EMPLOYMENT AND/OR DISABILITY BENEFITS)

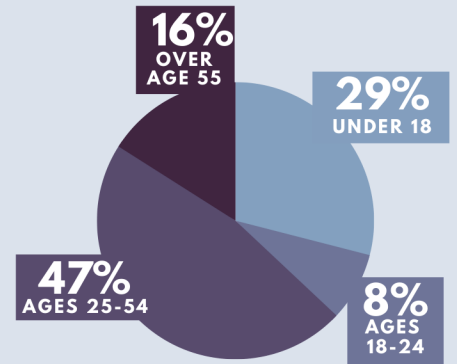
FIRST-TIME



44%

OF HOUSEHOLDS WERE EXPERIENCING THEIR FIRST INCIDENT OF HOMELESSNESS

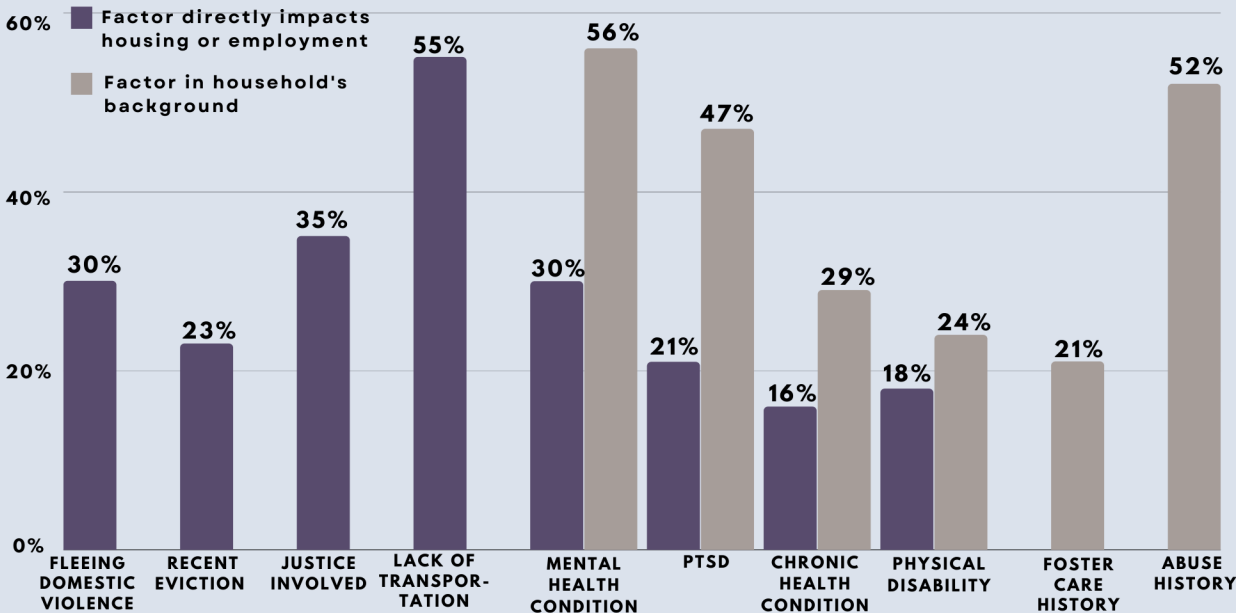
PIT COUNT BY AGE



75%

OF HOUSEHOLDS COUNTED WERE ADULTS-ONLY

HOUSEHOLDS FACE MANY CHALLENGES



30%

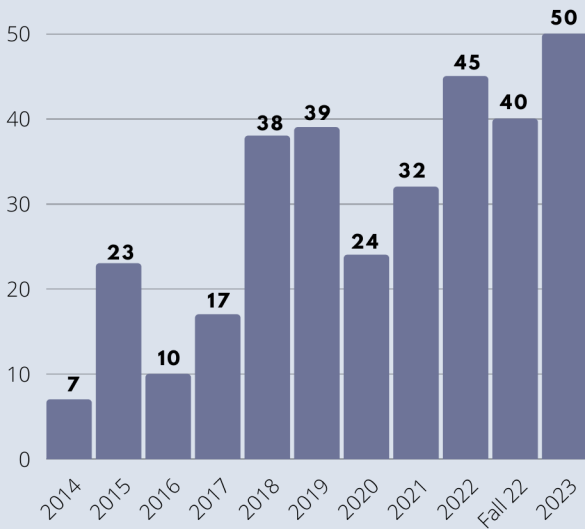
OF HOUSEHOLDS SAID THE PANDEMIC IMPACTED THEIR HOUSING



36%

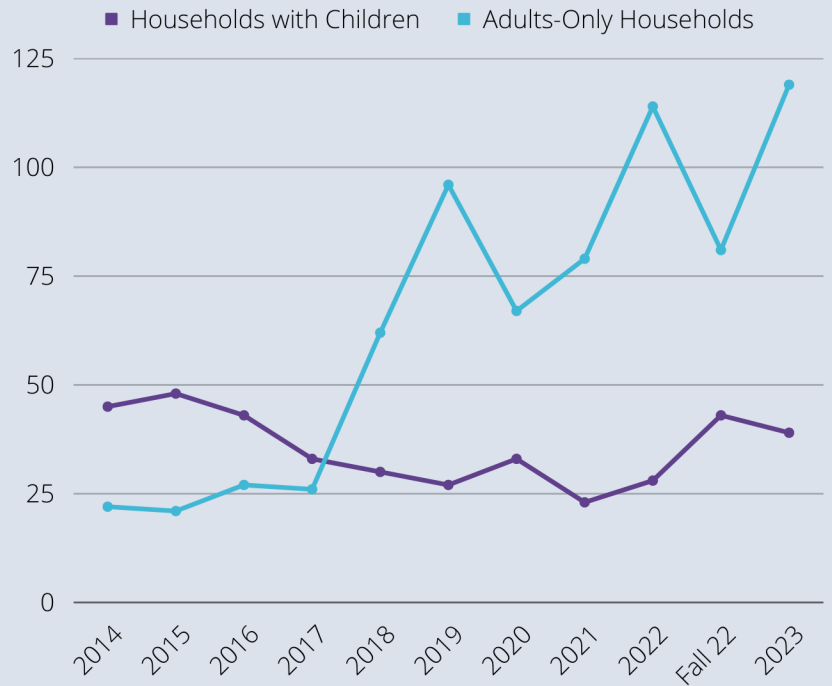
OF HOUSEHOLDS SAID THE PANDEMIC IMPACTED THEIR INCOME

UNSHELTERED PERSONS



Number of people counted who were staying outdoors, in a vehicle, or other places not meant for habitation on the night of the PIT Count

HOUSEHOLDS BY TYPE



ADDITIONAL LONG-TERM DATA

Have you ever lived in a vehicle in Johnson County?

41%

of households said yes

Have you ever lived outside in Johnson County?

46%

of households said yes

Have you ever been forced to relocate from an outdoor sleeping location in Johnson County?

27%

of households said yes

Have you ever experienced violence while you were unhoused?

33%

of adults said yes



Homelessness in Johnson County

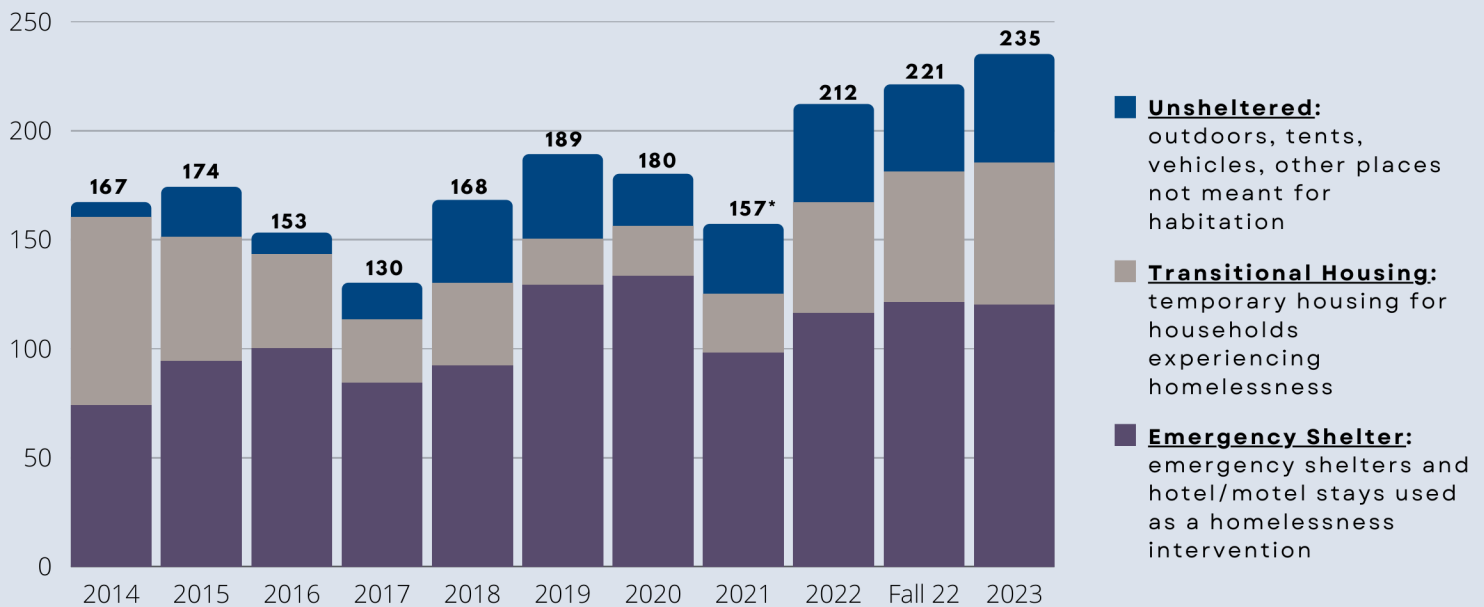
Understanding the Data

CONTINUUM OF CARE & THE PIT COUNT

Johnson County's Continuum of Care on Homelessness is a collaboration of public and private service providers committed to quickly and effectively responding to housing crises to either prevent or end homelessness among Johnson County residents. The U.S. Department of Housing and Urban Development (HUD) requires that Continuums of Care conduct an annual Point in Time (PIT) count of households within their geographic region experiencing homelessness on one night in the last 10 days of January. The count is a snapshot on a single night that is used to monitor trends year to year and identify unmet needs among residents experiencing homelessness. In Fall 2022, Johnson County's Continuum of Care conducted a count for local data analysis.

Who is counted: people staying in shelters, transitional housing programs (dedicated to homeless households, up to 24 months), or in unsheltered locations such as tents, vehicles, or other places not meant for habitation. HUD does not count households who are temporarily doubled up with friends or family.

PIT COUNTS BY LOCATION



*Note: The 2021 PIT count was likely lower due to safety protocols implemented during the COVID-19 pandemic

TRENDS IN PIT DATA

The number of people counted during the 2023 PIT count was 235, an 11% increase from January 2022 and a 40% increase from January 2014. Other notable trends over the last 10 years include:

- The number of households with children has remained relatively flat in the county and the number of adults-only households has increased significantly. From 2014 to 2023, the number of adults-only households increased by 441%.
- The number of people who were unsheltered on the night of the count has increased significantly over time, from 7 people in the 2014 count to 50 people in the 2023 count.

These trends indicate the need for a shelter for adults experiencing homelessness in Johnson County.