



**National Diabetes  
Volunteer Leadership Council**

February 10, 2017

Chairman Daniel Hawkins  
Health & Human Services Committee  
Kansas House  
Capitol Building Room 186-n  
Topeka, Kansas.

Dear Chairman Hawkins,

We write to let you know of our support as an organization for your House Bill 2219. As you may be aware this bill directs certain State departments and agencies, to develop a report on diabetes and to issue the report to the Kansas Legislature.

Diabetes is a serious disease and affects over 29 million people and their families nationwide. . Kansas's share of this is over 300,000 people with diabetes and 768,000 at risk for the disease. The cost of this disease is a huge \$245 Billion dollars to our economy. Left unchecked Diabetes has the potential to bankrupt our health care system especially in the area of Medicaid.

This bill is a start at addressing this terrible disease. It will enable these departments of KS government to develop a strategic plan rather than just a report to address the pandemic of diabetes.

We urge you to pass this bill and begin the fight to solve the problems faced by the economic cost and the quality of life of people in KS with diabetes and the state agencies affected by this disease.

The National Volunteer Diabetes Leadership Council is a non-profit patient advocacy organization. Its membership consists of past lay volunteer leadership and officers of national volunteer health organizations such as the American Diabetes Association. We seek to improve the burden of diabetes on all people with diabetes and their families through encouraging public policy and improved outcomes around diabetes.

Our membership has decades of experience in fighting diabetes and continue to work each day to solve the many problems faced by people with diabetes and their families. We have also been involved with many of the 18 states that have passed this type of bill and can offer insights as to their thought process and actions.

We stand ready to offer testimony additional public comment or information to help in this very important and critical effort.

Sincerely,

Larry Ellingson,  
Vice President, NDVLC  
Chair of the Board 2004-2005  
American Diabetes Association

Stewart Perry  
Treasurer, NDVLC  
Chair of the  
American D

859-227-1123

Larry Smith  
President, NDVLC  
Chair of the Board 2006  
American Diabetes Association

229 Tahoma Dr Lexington KY 40503

# KANSAS:

## DIABETES STATISTICS AND PROJECTIONS

**12%** of Kansas's population are projected to have diagnosed or undiagnosed diabetes in 2020.<sup>2,a</sup>

According to the IAF, Diabetes Data, 2015–2030<sup>2,a</sup>

<b>Kansas</b>	<b>2015</b>	<b>2020</b>	<b>2025</b>	<b>2030</b>
Number with prediabetes	768,000	804,000	836,000	843,000
Total number with diabetes	302,000	358,000	401,000	431,000
Diagnosed	224,000	269,000	306,000	333,000
Undiagnosed	78,000	89,000	96,000	99,000
Contributed deaths	2,000	3,000	3,000	3,000
Total annual cost (2015 dollars) <sup>b</sup>	\$3.0 B	\$3.5 B	\$3.9 B	\$4.2 B
Medical costs	\$2.2 B	\$2.6 B	\$2.9 B	\$3.1 B
Nonmedical costs	\$0.8 B	\$0.9 B	\$1.0 B	\$1.1 B
Seniors with diabetes	109,000	124,000	141,000	154,000

<b>National</b>	<b>2015</b>	<b>2020</b>	<b>2025</b>	<b>2030</b>
Number with prediabetes	90,644,000	97,284,000	103,950,000	107,713,000
Total number with diabetes	35,644,000	43,271,000	49,799,000	54,913,000
Diagnosed	26,019,000	32,021,000	37,349,000	41,733,000
Undiagnosed	9,625,000	11,250,000	12,450,000	13,180,000
Contributed deaths	280,000	329,000	365,000	386,000
Total annual cost (2015 dollars) <sup>b</sup>	\$407.6 B	\$490.9 B	\$564.2 B	\$622.3 B
Medical costs	\$312.2 B	\$374.2 B	\$428.9 B	\$472.1 B
Nonmedical costs	\$95.4 B	\$116.7 B	\$135.3 B	\$150.3 B
Seniors with diabetes	12,353,000	14,496,000	16,848,000	18,848,000

<sup>a</sup>Projections based on latest national diabetes data available as of publication.

<sup>b</sup>Costs include undiagnosed and prediabetes costs.

**References:** 1. Centers for Disease Control and Prevention website. United States Diabetes Surveillance System. <http://gis.cdc.gov/grasp/diabetes/DiabetesAtlas.html>. Updated 2015. Accessed August 1, 2016. 2. Institute for Alternative Futures Diabetes 2030 Forecasting Model, 2015. Institute for Alternative Futures. <http://www.altfutures.org/projects/diabetes-2030/>. Published 2015. Accessed August 1, 2016. 3. Tan E, Yang W, Pang B, Dai M, Loh FE, Hogan P. Geographic variation in antidiabetic agent adherence and glycemic control among patients with type 2 diabetes. *J Manag Care Spec Pharm*. 2015;21(12):1195-1202.

Research funding for Diabetes 2030 Forecasting Model commissioned by Novo Nordisk.

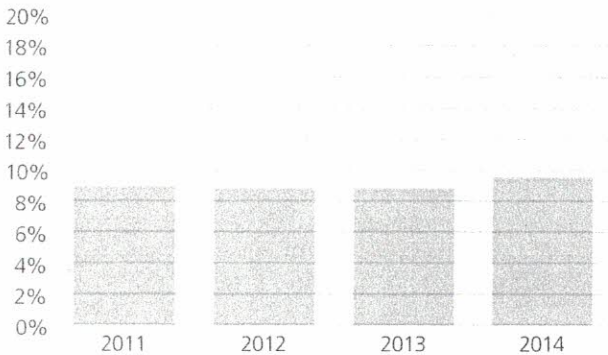
Novo Nordisk is a registered trademark of Novo Nordisk A/S.

© 2016 Novo Nordisk. All rights reserved. USA16DEP03121 August 2016

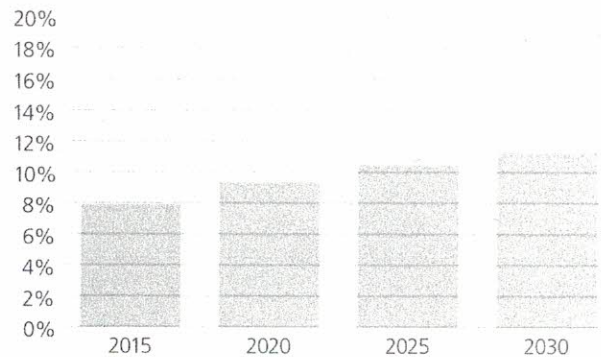
# KANSAS: DIABETES STATISTICS AND PROJECTIONS

## How many are affected?

According to the Centers for Disease Control and Prevention (CDC), Percentage of Adults in Kansas With Diagnosed Diabetes, 2011–2014<sup>1</sup>



According to the Institute for Alternative Futures (IAF), Projected Percentage of Population in Kansas With Diagnosed Diabetes, 2015–2030<sup>2,a</sup>



According to IAF, Projected Diabetes Prevalence in Kansas, 2020<sup>2,a</sup>

358,000 people in Kansas have diabetes



89,000 (25%) don't know it

And an additional 804,000 are estimated to have prediabetes

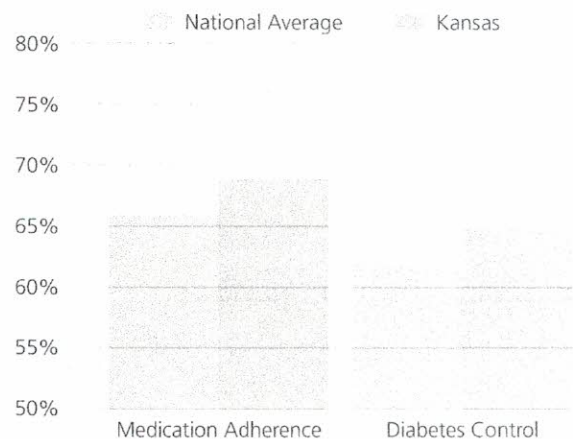
## What is the cost?

According to the IAF, Projected Economic Impact in Kansas, 2020<sup>2,a</sup>



## What are adherence/control rates?

Proportion of Patients With Type 2 Diabetes With Medication Adherence and Diabetes Control, 2012<sup>3</sup>



- States and cities with higher levels of adherence to medication for type 2 diabetes tend to have a higher percentage of patients with control<sup>3</sup>

<sup>1</sup>Projections based on latest national diabetes data available as of publication.